



## The Hobbit by J.R.R. Tolkien

Integrity in the New Testament means “honesty and adherence to a pattern of good works.”

Colossians 3:17 (ESV) 17 And whatever you do, in word or deed, do everything in the name of the Lord Jesus, giving thanks to God the Father through him.

---

Your signature

# The Hobbit

*Dear Sixth Grade Parents,*

*My name is Holly Williams, and I will be your child's Language Arts teacher next year! The Sixth-grade summer reading is the first five chapters of The Hobbit, by J.R.R. Tolkien. The version we are using is published by Mariner Books, Houghton Mifflin Harcourt. The ISBN# is: 978-0-547-92822-7. Please make sure you purchase this edition as it is imperative all students have the same edition while working through the book.*

*This study guide is designed to help you understand what you are reading as well as to think about the themes and ideas presented in the book. Each chapter will have questions, games or a creative assignment for you to complete.*

*Please do all assignments directly in this study guide. Remember to answer all questions in complete sentences restating the question. Also, please use a black or blue pen when writing and write in your neatest cursive.*

*For illustrations, you may use pencil, crayon, ink or colored pencil, as long as they are colorful.*

*If for any reason you need to download this guide from the Geneva website, please put it in a blue folder to turn in.*

*I hope you find this study guide a fun way to explore The Hobbit as it also prepares you for our class discussions this fall. Enjoy your summer and I look forward to discussing the first five chapters of this great book with you in the fall!*

*Ms. Williams*

*hwilliams@genevaschooltx.org*

*Logic School Humanities*

*The Geneva School of Boerne*

# The Hobbit

## *Summer Reading Assignment Parent Tips and Helps*

### Why we read

In the School of Logic, we start the adventure of Bilbo Baggins in the sixth grade, watch Frodo take the sought-after ring on a journey in seventh grade, and in eighth grade watch the forces of good and evil battle as the journey continues. These books are not books that can be easily discerned at first glance, but rather require many levels of reading and understanding. The summer is a good opportunity to bring this literature to the student and have each one read and ponder the great questions of life.

In Humanities our vision statement is:

*We, the Humanities Department at the Geneva School of Boerne, desire to engage our students in the Great Conversation of Human Civilization and to enable them to see the beauty and power of the written and spoken word so that their minds may be sharpened to properly understand the world in which they live. To this end and for these reasons the Humanities Department at Geneva is wholeheartedly dedicated to the worth of grammar mastery, the warrant of logical reasoning, and the weight of rhetorical skill.*

Our desire for our students is to enter this "great conversation" with Tolkien's literature, and thereby to begin to exercise the early muscle of sharpening their minds. Learning to tackle difficult reading is one way your mental muscle is developed. This mental work is sharpening your abilities; there is great reward (and enjoyment) in working toward this goal.

A study guide packet will be provided for each incoming sixth grader to guide them through the basic understanding of the story and which we will further explore in class this fall.

### Helpful Hints:

Have your student answer the questions for each chapter immediately after reading it. Please do not see the movies. The movies do not follow the book and can confuse the student. Please do not rely on Spark notes

# The Hobbit

to get information or enlighten understanding. If your student is having difficulty, have your student:

1. Read aloud, this helps multisensory learners.
2. Keep notes of key people and events (feel free to write in your book.)
3. Write down any questions you may have in your book.
4. Browse the chapter first, and then read it for detail.
5. Re-visit previous chapters once you have a greater understanding of the story.
6. Listen to it on an audio book *while* reading along.
7. Discuss with a parent or a fellow student.

Some other helps are to set up a schedule for your child to follow reading a chapter at a time. It may be more beneficial to count back from the start of school in the fall to determine the start of the assignment, then to tackle it right after coming off of a school year. For some students, it is best to start after a break with a refreshed mind.

## Summer Discussion Groups

While the summer reading assignment is not a group activity, getting together with others for discussion and themed activities is a great way to enjoy the book together.

Here are some ideas:

- Have a *Hobbit* Launch Party to get everyone excited about this great adventure.
- Second breakfasts, picnics, and teas al fresco. The Cibolo Nature Center and other parks are a great resource to take advantage of in the summer.
- Hobbit cooking. Get together to make some delicious recipes. *An Unexpected Cookbook* by Chris-Rachael Oseland is a great resource for this.
- Hobbit costuming. Make yourself a hobbit, dwarf or elf. You can use your costume later in the school year for our *First Annual Tolkien Day* in January.

# The Hobbit

## *Some Parameters to Keep in Mind*

*The Humanities teachers ask:*

- 1. All students complete the reading of the first five chapters of the book on their own.*
- 2. All assigned writing and activities in the Study Guide are to be completed individually. They are not to be brought to any group discussions.*
- 3. Students should make any margin notes on their own, not as a group or in a group setting.*
- 4. Do not watch any of the movies. They do not follow the book.*
- 5. There are activities that are planned for the school year with poetry, riddles and summaries. Please be mindful of this as I would like any summer activities to enhance, but not take the place of, the activities, explorations, and discussions we will have in the classroom this fall.*

*Enjoy this unexpected journey this summer!*

*Ms. Williams*

*hwilliams@genevaschooltx.org*

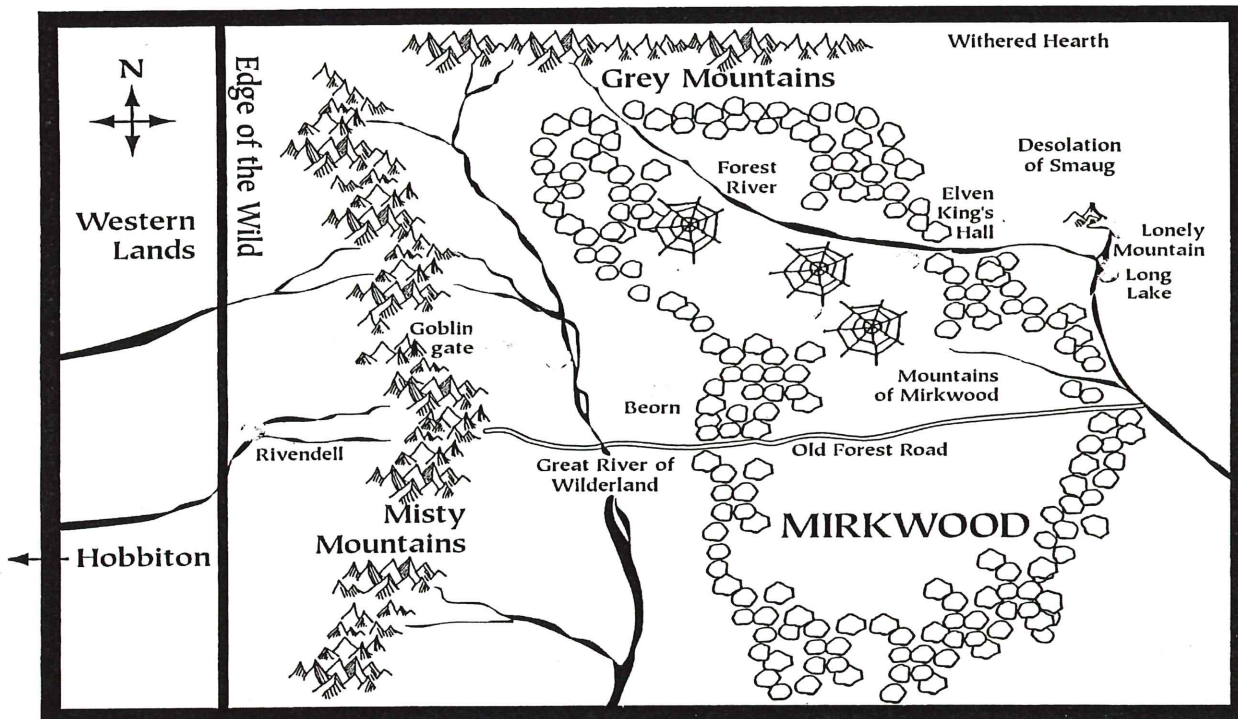
*Logic School Humanities*

*The Geneva School of Boerne*

# The Hobbit

By J.R.R. Tolkien

THE HOBBIT



## Reading Guide for *The Hobbit*

The author J.R.R. Tolkien set out to create a myth for England similar to the myths of the Roman gods and the Greek gods and wove a beautiful tale of beauty, adventure, bravery and fellowship. Throughout the next three years of Logic School, we will read the beginnings of Tolkien's collection of writings. In 6<sup>th</sup> grade we will read The Hobbit, where the adventure begins. You will follow Bilbo Baggins as he steps out his door on a rather unlikely day with 13 dwarves and a wizard named Gandalf to an unknown land to help reclaim a lost treasure. Along the way, this unlikely grouping encounters trolls, giant spiders, eagles, goblins and the fiercest of all creatures, a dragon named Smaug.

# The Hobbit

## **Ch.1 An Unexpected Party:**

In Chapter 1, we are introduced to Bilbo and his way of life. We find the unexpected visit of Gandalf, followed by the unexpected visit of the thirteen dwarves. Gandalf has enlisted Bilbo to be the “burglar” on the Dwarves quest for their treasure in the Lonely Mountain.

1. How do the dwarves know to come to Bilbo’s house?

---

---

---

2. What is important to Bilbo? How can you tell? With what does he struggle?

---

---

---

---

---

3. Why is this treasure so important to Thorin & Co.? Is there something more than just the riches?

---

---

---

---

---

4. What does Gandalf have that would help them find the secret entrance?

---

---

---

# The Hobbit

## **Chapter 2 Roast Mutton**

1. Where do the dwarves leave a message for Bilbo?

---

---

---

2. How do the trolls know Bilbo was there?

---

---

---

3. Whose voice keeps the trolls arguing?


---

4. What does Bilbo get from the trolls' lair?

---

---

Draw a picture of the trolls and label them with their names.



# The Hobbit

## **Chapter 3 A Short Rest**

1. Why is Durin's Day important? (There is more than one reason.)\_\_\_\_\_

\_\_\_\_\_






























\_\_\_\_\_

\_\_\_\_\_

Do the Rune Translation Project on the following pages.

# THE HOBBIT

## Rune Translation Project

A 	B 	D 	E 	F 	G/I (soft) 
G (hard) 	H 	I 	K 	L 	M 
N 	O 	P 	R 	S 	T 
U 	V 	W 	Y (consonant) 	Z 	Th 
Sh 	Ch 	ng 	word space 	indicates long vowel sound 	

---

# THE HOBBIT

## *Rune Translation Project, Page 2*

Translate the following, then circle the true statements.

NEBBIT<sup>Y</sup>•AFT<sup>H</sup>•HAIM<sup>T</sup>TM

HALFRAY•NFA•BMR<sup>H</sup>Y

YMF<sup>X</sup>•IZ•F•AIZ<sup>R</sup>R

BIFB<sup>F</sup>•IZ•F•NMBBIT<sup>T</sup>

PF<sup>R</sup>IT•TMHZ•PM•HALFRAY

BIFB<sup>F</sup>•IZ•<sup>T</sup>FT

The Hobbit

Tolkien wrote it.

There and back again.

# The Hobbit


## **Chapter 4 Over Hill and Under Hill**

1. Who are Biter and Beater?

---

---

2. Please illustrate why the group had to find shelter.



# The Hobbit

## Chapter 5 Riddles in the Dark

1. Write four adjectives Tolkien uses to describe Gollum:

---

---

2. What will Gollum receive if he wins the riddle competition? What will Bilbo receive?

---

---

---

3. What is the riddle and answer that Gollum cannot solve?

---

---

---

### *Riddle Project:*

Hobbits are very fond of riddles. Bilbo's grasp of riddles saves him from being eaten by Gollum. Choose an everyday object and on the next page write a riddle which describes it. Write the answer to the riddle on the *back* of the sheet. Make sure to include an illustration as well. An example is provided for you behind the blank page.

# The Hobbit

*Destroys whatever is in its path*

*Devours towns, breaks homes*

*No one can figure the aftermath*

*It goes free wherever it roams*

*Hard to contain*

*Near impossible to end*

*Is known to maim*

*Mercy it will never lend*

# The Hobbit

## Riddle Project

# The Hobbit

Answer: *Fire*